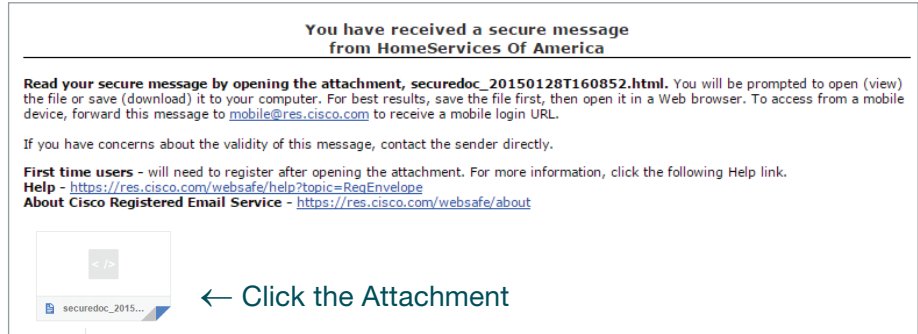




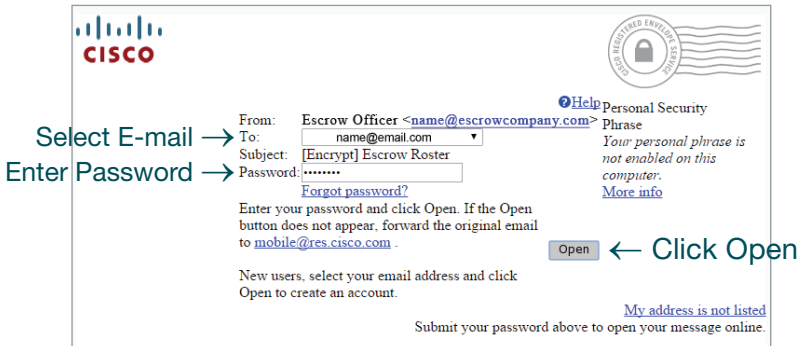
E-mail Encryption

Pickford Escrow Company is one of the largest full-service escrow companies in the state, with 13 offices in Southern California. As part of Best Practices, we encrypt any documents that contain NPI - Non-Public Information. Here's a quick guide on how or encryption works:

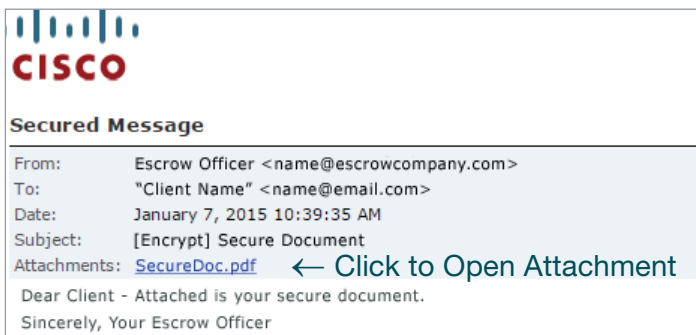
1 Receive an Encrypted Message from your friendly Escrow Officer that looks like:



2 Opening the attachment will take you to the Cisco Portal:



3 Once you are registered, all future e-mails will show up like this once you have entered your password:



2.1 First Time ONLY: New User Registration:

NEW USER REGISTRATION

To assure future messages from this service are not accidentally filtered out of your email, please add "DoNotReply@res.cisco.com" to your Address Book or Safe Sender List. * = required field

Enter Personal Information

Email Address: name@email.com
 Language: English (US) The language setting will be stored for future and email notifications.
 First Name*
 Last Name*

Create a Password

Password* Enter a minimum of 6 characters or number. Passwords are case-sensitive. Your password contain both letters and numbers.
 Confirm Password*
 Personal Security Phrase* Enter a short phrase that only you will know. phrase will appear on message envelopes when you log in. When you see your phrase, you are logging in to our secure site. [More](#)
 Enable my Personal Security Phrase.

Time

Time Format: 12 Hour Select to view time in 12- or 24-hour format
 Time Zone: - Select One - Select time zone to view and enter date and time in your preferred time zone.

2.2 First Time ONLY: Activation E-mail:

Activation

Dear Name,

Thank you for registering with Cisco Registered Envelope Service. To complete your registration, you must confirm your intent to register and your acceptance of the [Terms of Service](#) by activating your account.

[Click here to activate this account.](#)

You can also activate this account by going to <<https://res.cisco.com/websafe/activate>> and entering this confirmation number: 9ac3faf3000014b329930e90a089e8cba09eddb